Kinuso School

Annual Education Results Report

2025-26

1.1%



Student Learning Engagement

- *The literacy and numeracy skills your child is learning at school are useful; and your child is learning what they need to know.*

-8.8%



Citizenship

- *Students at your child's school follow the rules; help each other when they can; respect each other; are encouraged at school to be involved in activities that help the community; are encouraged at school to try their best.*

-2.9%



Education Quality

- *Your child clearly understands what they are expected to learn at school; finds school work challenging; finds school work interesting; is learning what they need to know; are satisfied with the quality of education your child is receiving at school.*

-6.4%



Welcoming, Caring, Respectful, and Safe Learning

- *Students at your child's school care about each other; respect each other; treat each other well. Teachers care about your child.*
- *Your child is safe at school and on the way to and from school and is treated fairly by adults at your school. Your child's school is a welcoming place to be.*

1.9%



Access to Supports and Services

- *At school, there are appropriate supports and services available to your child to help with their learning.*
- *When your child needs it, teachers at your child's school are available to help them.*
- *You can get the support you need from the school to help your child be successful in their learning. Your child can easily access programs and services at school to get help with school work and can get help at school with problems that are not related to school work.*

-4.6%

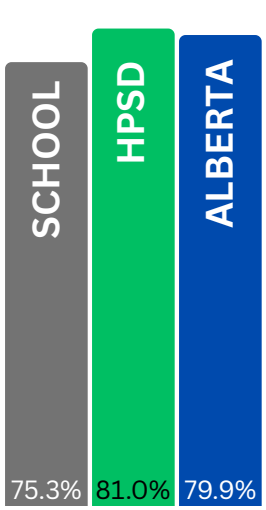

Parental Involvement

- *To what extent are you involved in decisions about your child's education and decisions at your child's school? Would you say.*
- *How satisfied or dissatisfied are you that your input into decisions at your child's school is considered and you have the opportunity to be involved in decisions about your child's education.*
- *How satisfied or dissatisfied are you with the opportunity to be involved in decisions and at your child's school.*

hpsd.ca

Kinuso School

Annual Education Results Report

2025-26

-42.0%



3-year High School Completion Rate

- *Alberta Education calculates the rate at which Alberta students complete high school within three, four, and five years of starting Grade 10.*

-28.0%



5-year High School Completion Rate

- *The High School Completion rate is calculated by dividing the number of high school completers by the number of students in the Grade 10 Cohort, adjusted for attrition.*

-44.1%



PAT: Acceptable

- *Provincial Achievement Test (PAT) acceptable is the percentage of students who achieve the acceptable standard on grade 9 Provincial Achievement Tests.*

-14.3%

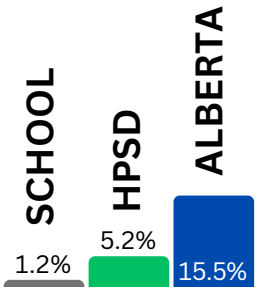

PAT: Excellence

- *Provincial Achievement Test (PAT) excellence is the percentage of students who achieve the excellence standard on grade 9 Provincial Achievement Tests.*

-13.5%



Diploma: Acceptable

- *Diploma: Acceptable is the percentage of students who achieve an acceptable standard (mark of 50% or more) on a diploma exam.*

-22.9%



Diploma: Excellence

- Diploma: Excellence is the percentage of students who achieve an excellence standard (mark of 80% or more) on a diploma exam.

hpsd.ca

Kinuso School

Annual Education Results Report - Provincial Achievement Tests

2025-26

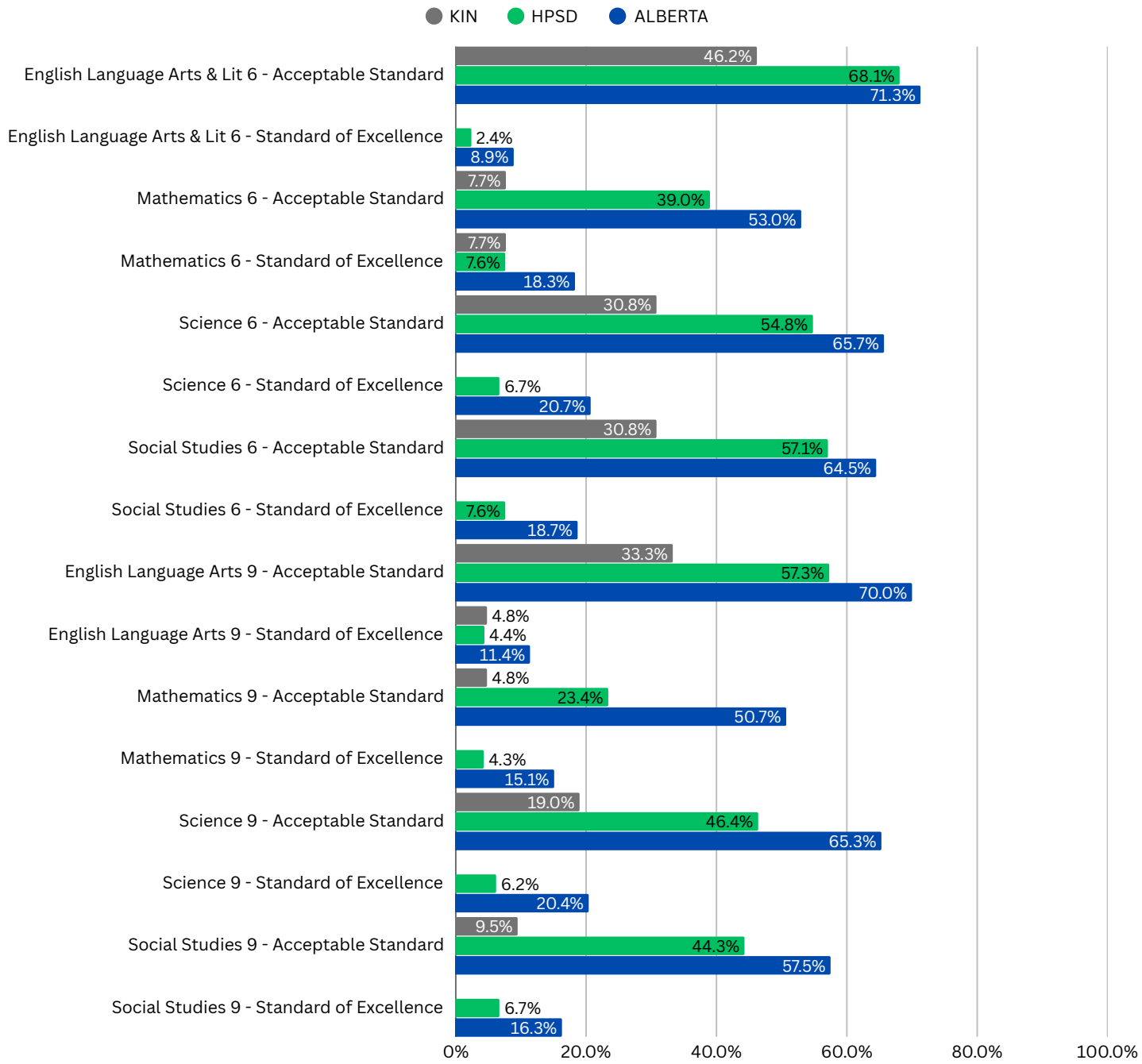

hpsd.ca